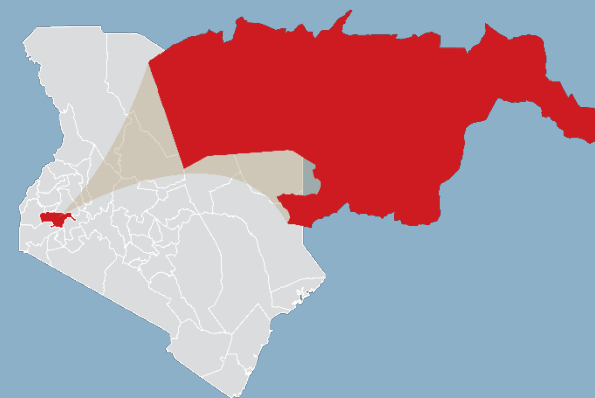


KISUMU COUNTY

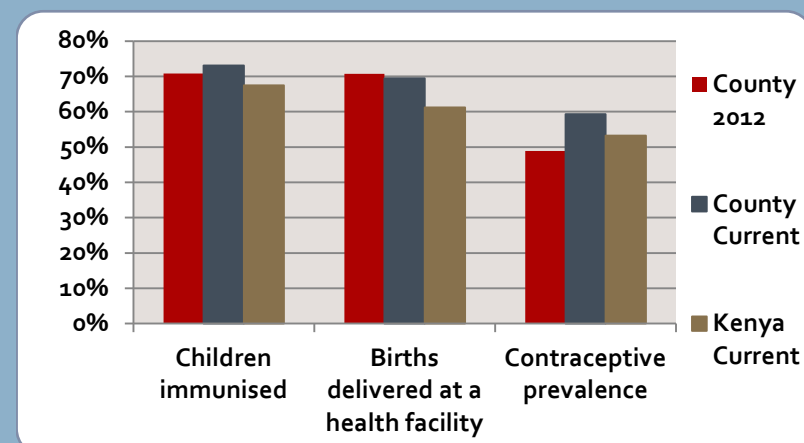
Health at a Glance



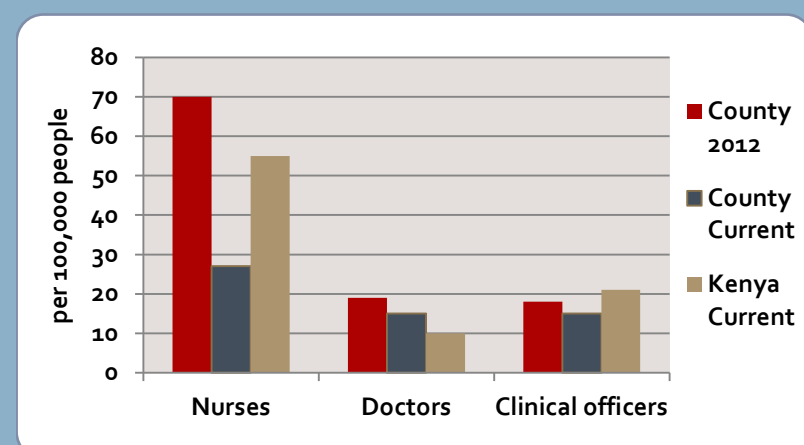
INDICATOR	County 2012	County (Current) ¹	Kenya (Current) ¹
POPULATION²			
1 Total	1,063,695	1,131,982	45,108,414
2 Male	521,204	554,665	22,422,667
3 Female	542,490	577,317	22,685,747
4 Under Age 5	185,083	196,965	6,936,691
5 Under Age 1	39,357	41,883	1,425,787
NUTRITION			
6 Underweight (weight for age) (%)	13.9 ³	6.6 ⁴	11.0 ⁴
7 Stunted (height for age) (%)	7.4 ³	18.0 ⁴	26.0 ⁴
CHILD HEALTH			
8 Children (12–23 months) immunised (%)	70.8 ⁵ (fully immunised)	73.1 ⁴	67.5 ⁴
MATERNAL HEALTH			
9 Births delivered at a health facility (%)	70.7 ⁶	69.5 ⁴	61.2 ⁴
10 Contraceptive prevalence (%)	48.9 ⁷	59.3 ⁴	53.2 ⁴
HIV/AIDS, TB, AND MALARIA			
11 Number of people tested for HIV ⁸	276,524	284,820	7,161,215
12 Number of people living with HIV on antiretroviral treatment ⁸	40,700	39,614	561,225
13 Mother-to-child transmission of HIV (%)	9.3 ⁹	8.0 ⁸	8.5 ⁸
14 Malaria test positivity rate (%)	36.6 ¹⁰	45.0 ⁸	41.0 ⁸
15 Malaria cases ⁸ (per 100,000 people)	42,196	46,444	20,252
16 Malaria admission ⁸	15,731	14,768	179,966
17 Tuberculosis (TB) prevalence (per 100,000 people)	368 ¹¹	306 ¹²	208 ¹²
18 Tuberculosis incidence (per 100,000 people)	122 ¹¹	105 ¹²	79 ¹²
HEALTH PERSONNEL—PUBLIC			
19 Nurses (per 100,000 people)	70 ¹³	27 ¹⁴	55 ¹⁴
20 Doctors (per 100,000 people)	19 ¹³	15 ¹⁴	10 ¹⁴
21 Clinical officers (per 100,000 people)	18 ¹³	15 ¹⁴	21 ¹⁴
HEALTH FACILITIES¹⁵			
22 Public	92	112	4,929
23 Nongovernmental	15	17	347
24 Faith-based	15	17	1,081
25 Private	28	44	3,797
HEALTH FINANCING			
26 Total government health spending (per capita, KES)	1,475 ¹⁶	2,121 ¹⁷	1,585 ¹⁷
27 National Health Insurance Fund (NHIF) coverage county ¹⁸ (% of county population)	25.0	32.0	26.7

n/a = not available

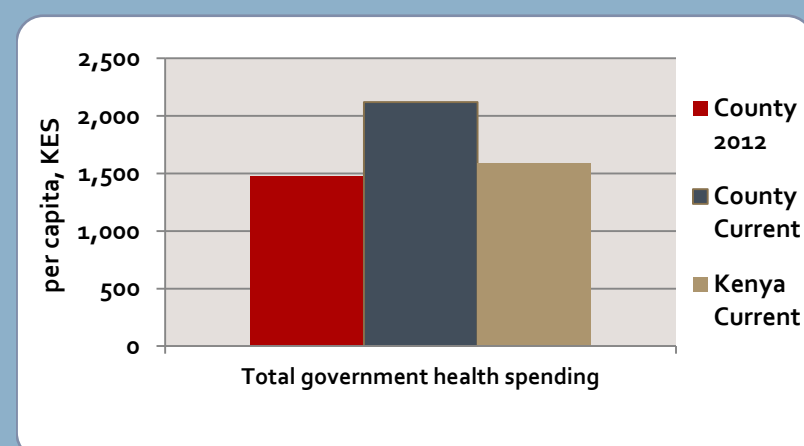
MATERNAL AND CHILD HEALTH



HUMAN RESOURCES FOR HEALTH



HEALTH FINANCING



1. Data for indicators 1 – 10 and 27 are from 2014; data for indicator 26 are from 2015; data for all other indicators are from 2013.
2. Ministry of Health, Kenya Health Information System (HIS) statistical report, 2013; projected from the 2009 Kenya Population and Housing Census
3. Kenya Demographic and Health Survey, 2008/2009; counties where the small survey had not been undertaken assumed provincial averages. Calculations and standard multipliers were applied by the Division of Nutrition.
4. Kenya Demographic and Health Survey, 2014
5. Kenya HIS, Division of Vaccines and Immunization
6. Kenya HIS, Division of Child Health; facility delivery data were provided by the Division of Child Health; total number of deliveries was estimated from 2009 census data
7. Kenya HIS, Division of Reproductive Health
8. Kenya HIS, <https://hiskenya.org>
9. Early Infant Diagnosis Database
10. Integrated Disease Surveillance Reports
11. Quarterly Reports, Facility Registers, and District Registers
12. Kenya National TB, Leprosy and Lung Disease Unit Annual Report, 2013
13. Integrated Payroll and Personnel Database
14. Kenya Service Availability and Readiness Assessment Mapping Report, 2013
15. Master Facility List, <https://www.ehealth.go.ke>
16. Ministry of Public Health and Sanitation finance departments
17. County expenditures books 2014/2015
18. NHIF; current (2014) projections based on 2012 data